



Circular Shears

KS 8-10 - KSE 8-12

∴ CUTTING
∴ FLANGING

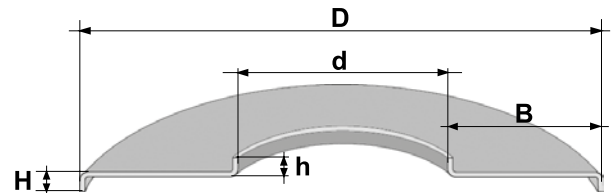


Design features

- Steel casting machine body KS(E) 8-10
Steel frame machine body KS(E) 12
- Guide bars manufactured in stainless steel
- Manual adjustable centering unit with scale for tube diameters on the upper guide bar.
- Manual infeed of the upper cutting roll by handwheel
- Manual tensioning of the workpiece
- Single stage, optional double stage, or infinitely variable motor drive of the cutting rolls
- Inclusive 1 pair of knives for normal steel-/stainless steel
- Changeable clamping plates with centering spike
- Simple manual adjustment of the cutting gap by screw socket with scale

Special equipment

- Subframe, coated in machine colour
- Flanging device for internal- and external flange
- Pneumatically clamping of the work piece
- Workpiece downholder, manual or pneumatic
- Motor Infeed of the upper cutting roll
- Sheet stop with scale in X/Y axis
- Additional clamping plate instead of the centring spike
- Special design of the knife body or the guiding bars on demand



Technical data

Model		KS 8/10	KS 10/10	KS 10/15	KSE 8/10	KSE 10/10	KSE 10/15	KSE 12/10	
Sheet thickness	400 N/mm ²	mm	1,0	1,5	1,5	1,0	1,5	1,5	2,0
	700 N/mm ²	mm	0,7	1,2	1,2	0,7	1,2	1,2	1,7
Circ. Blank-Ø min.		mm	40	60	60	40	60	60	70
	Circ. Blank-Ø max. 4-corner sheet 8-corner sheet	mm	1000	1000	1300	1000	1000	1300	1000
		mm	1000	1000	1500	1000	1000	1500	1000
Jaw capacity of knife body		mm	280	280	280	280	280	280	280
Jaw capacity of guide strap		mm	500	500	750	500	500	750	500
External flanging	D min	mm	100	100	100	100	100	100	100
	D max	mm	980	970	1470	980	970	1470	970
	H max	mm	6	8	8	6	8	8	10
External-/ Internal flanging	D max	mm	600	600	600	600	600	600	600
	H max	mm	6	8	8	6	8	8	10
	d min	mm	100	100	100	100	100	100	100
	d Max	mm	540	540	540	540	540	540	540
	h Max	mm	6	8	8	6	8	8	10
	B min	mm	30	30	30	30	30	30	30
Work speed	1-stage	m/min	30	30	30	30	30	30	30
	2-stage	m/min	18 / 36	18 / 36	18 / 36	18 / 36	18 / 36	18 / 36	18 / 36
	infinitely variable	m/min	0 - 30	0 - 30	0 - 30	0 - 30	0 - 30	0 - 30	0 - 30
Motor power	1-stage/infinit-var.	kW	0,37	0,37	0,37	0,37	0,37	0,37	0,37
	2-stage	kW	0,3 / 0,45	0,3 / 0,45	0,3 / 0,45	0,3 / 0,45	0,3 / 0,45	0,3 / 0,45	0,3 / 0,45
Weight without/with underframe		kg	70 / 90	70 / 90	80 / 100	100 / 120	100 / 120	110 / 130	160 / 200
Size with underframe (L x W x H)		m	1,2 x 0,3 x 1,5	1,2 x 0,3 x 1,5	1,5 x 0,3 x 1,5	1,2 x 0,3 x 1,5	1,2 x 0,3 x 1,5	1,5 x 0,3 x 1,5	1,2 x 0,3 x 1,5

Further models and versions available on request!

www.prinzing.eu

Prinzing
MASCHINENBAU

Peter Prinzing GmbH, Maschinenbau
Siechenlach 2
89173 Lonsee-Urspring (Germany)

Telefon: +49 7336 96100
Telefax: +49 7336 9610-50
E-Mail: info@prinzing.eu